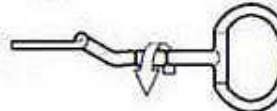
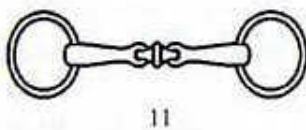
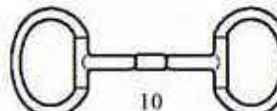
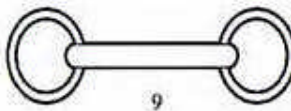
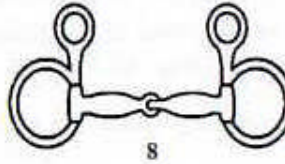
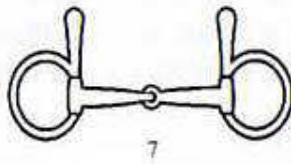
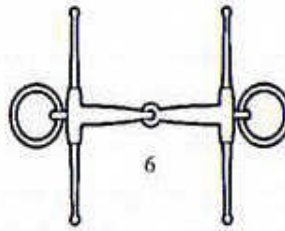
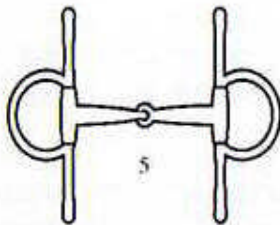
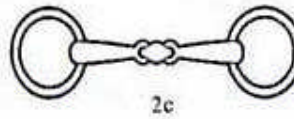
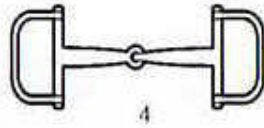
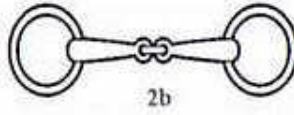
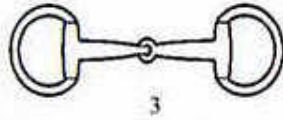
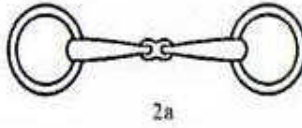
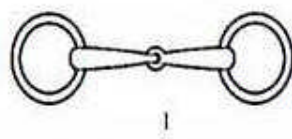


## Permitted Bits for Dressage Classes

### Snaffle

Unless bits follow the configuration of those illustrated below (as per the British Dressage rule book) they are not permitted. Where there is any doubt, guidance should be sought from the Chief Executive of British Dressage, in writing with a diagram.

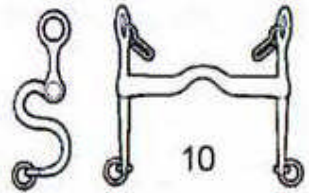
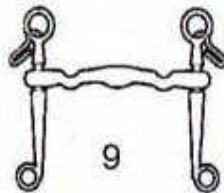
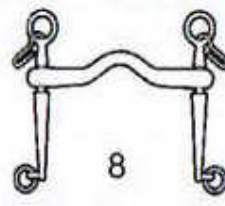
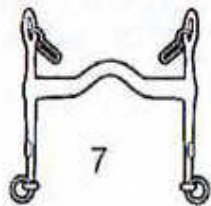
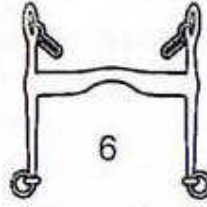
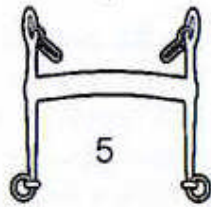
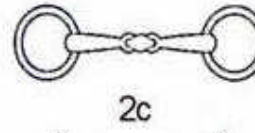
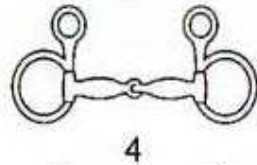
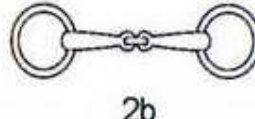
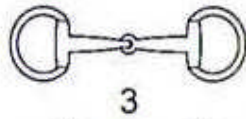
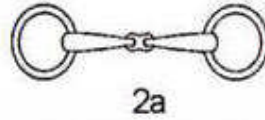


1. Loose ring snaffle
2. a,b,c Snaffle with jointed mouthpiece where middle piece is rounded
3. Egg-butt snaffle
4. Racing snaffle D-ring
5. Egg-butt snaffle with cheeks
6. Loose ring snaffle with cheeks (Fulmer)
7. Snaffle with upper cheeks only
8. Hanging cheek snaffle
9. Straight bar snaffle. Permitted also with mullen mouth and eggbutt rings
10. Snaffle with rotating mouthpiece
11. Double jointed with roller in the centre

Bits of rubber, nylon or other synthetic materials are permitted. Bits must be used to their manufactured condition without any addition to/on any part. Only the bits that are illustrated are permitted, mouthpieces may be used with any of the cheeks or rings illustrated. A mix of metals in the mouthpiece are permitted. A plastic snaffle with a cylindrical rotating mouthpiece is permitted. Minimum diameter of the mouthpiece should be 10mm.

## Double bridle

Bits should follow the configuration of those illustrated below:



12

14

### **Bridoons:**

1. Loose ring bridoon bit
2. a,b,c Bridoon bit with jointed mouthpiece where middle piece should be rounded (side, front and rear view shown)
3. Egg-butt bridoon bit
4. Bridoon bit with hanging cheek

### **Curbs:**

5. Half-moon curb bits
6. Curb bit with straight cheeks and port
7. See above
8. Curb bit with port and sliding mouthpiece (Weymouth). A curb bit with rotating lever arm is also allowed
9. Variation of bits 6,7 & 8
10. Curb bit with S-curved cheeks
11. Curb chain (metal or leather or a combination)
12. Lip strap
13. Leather cover for curb chain
14. Rubber cover for curb chain

Bits must be used in their manufactured condition without any addition to/on any part.

The lever arm of the curb is limited to 10 cm in length (length below the mouthpiece). The ring of the bridoon bit must not exceed 8 cm in diameter. If the curb has a sliding mouthpiece, the lever arm of the curb bit below the mouthpiece should not measure more than 10 cm when the mouthpiece is at the uppermost position. The diameter of the mouthpiece of the bridoon and/or curb must be such as not to hurt the horse.

Rigid bits coated in plastic are permissible in a double bridle however flexible rubber bits are not permitted.

The chain curb may be made of leather, metal or a combination and must be fitted in the conventional way.